

The Travel Town TENDER



A Publication of the Travel Town Museum Foundation

Volume 2, Issue 3
December 2004

Holiday Greetings


Holiday Greetings to One and All!

Can you believe that 2004 is nearly over already? This past year has been a very good one for Travel Town and I want to take this holiday opportunity to thank each and every one of our TTMF Patron Members, the dedicated Museum Volunteers and the hard-working Foundation Administrators and Recreation & Parks staff for your generous support and teamwork. Through this great teamwork, Travel Town was able to make quite a number of outstanding accomplishments this year!

With the new Locomotive Pavilion now open for business, Travel Town volunteers have set about the prolonged task of moving key pieces of the Museum's historic rolling stock collection into the sheltered environment that the Pavilion provides. Among the first pieces to find a home "under the roof" were three pieces currently undergoing major restoration work: Santa Fe Motorcar M.177, Union Pacific Dining Car 369 and the famous "Little Nugget" club car. Those three cars rolled into the shed quite easily . . . but in contrast, Travel Town volunteers had to work numerous weekends throughout the summer in order to relocate two 100-year-old Oahu Railway coaches into the Pavilion. The Hawaiian cars' non-standard wheelbase and fragile condition made it necessary to lay a temporary narrow-gauge "shoo-fly" track from one end of the museum grounds to the other! This was an arduous task indeed. Happily, the relocation work was done without any unforeseen difficulties and the two historic cars are now tucked in under the roof on Track 8 and are currently undergoing some much-needed structural reinforcement at the hands of the Museum staff.

Another fantastic milestone accomplished by the Travel Town Team this year was the re-installation of the main generator on the Santa Fe "M.177" Motorcar! Under leadership of volunteer Bryan Reese, the massive generator received a

complete re-building from the frame up including all new windings. In September, the multi-ton generator was carefully lifted back into the Motorcar and reattached to the restored Winton gasoline engine. Final assembly and testing of both



the generator and engine are now underway. We're all looking forward to seeing the M.177 move under its own power in 2005! We're looking forward to seeing YOU at the Museum in 2005 as well!

Happy Holidays and a very genuine THANK YOU to all of our Foundation members and supporters for their generous support of Travel Town and its many programs and projects. Please join us for the TTMF Polar Express Pajama Party on Friday the 17th . . . and don't forget, the Travel Town Railroad's "Santa Train" is running on evenings throughout the holidays, as is the famous Griffith Park *Festival of Lights!* The Gift Shop will be open on select evenings as well.

Greg Gneier, President
December, 2004

Volunteer Activities: "On the Platform"

Mr. Steve DeVorkin



This issue's "On the Platform" features an interview with a volunteer who is very dear to us at Travel Town. You may know him better as "Sir Topham Hat" or "Santa Fe Claus," but his real name is Steve DeVorkin. Steve has been volunteering for the Museum for over 12 years, meanwhile raising a family with three kids. His hobbies of filming and video have brought him out to help with various events at Travel Town. Happy reading!

When did you first discover your love for trains? It must have been 1958 when I turned four. I was at Allied Model Trains when it was still on Pico Blvd and I remember trying a pair of engineer striped overalls. I was so embarrassed because they made me take off my regular



pants and I was standing in the store in my underwear. Talk about your strange Freudian dreams: naked in public surrounded by brass models of steam engines! So I have been going to Travel town and have been fascinated by steam trains for over 46 years.

How have trains impacted your life and the life of your family?

My family has the usual stories about traveling by train on their trip out to California for the first time. My dad traveled back to Chicago for the World's Fair in 1933 and then to New York in 1939. My wife's family worked for the Western Pacific. Her grandfather worked the Elko to Winnemucca section and his engine is on display at Rio Vista Junction. Her grandmother (educated at UCLA with a Masters, unusual for the 1920's) found work as a time keeper. Her brother worked at the shops in Portola and Oakland as a diesel mechanic in training. Lynne, my wife, remembers taking the Feather River route many times to go from the Ranch in the Sierraville to the bay area. And of course they rode for free as family members of railroad personnel.

When did you start coming to Travel Town? As far back as I remember, Travel Town was always there. My dad loved Griffith Park and my oldest brother loved astronomy. So they were frequent visitors to the LA side of the park and the Griffith Observatory. I guess they knew about Travel Town from the beginning, but there are no photos in the family album until I turned four. I remember taking the short trip on the Narrow Gauge and was really mystified why the train had to go backwards. The Parlor cars were old, creaky and dusty even then.

What do you like about Travel Town? What's not to like? As a kid there were plenty of great things to play on, just like the name of that movie: *Planes, Trains and Automobiles*. A testosterone rush for any kid. There are so many memories for me. Some of the things that aren't there any more - Old WWII P-40's and a real(?) German V-1 buzz bomb. The Lockheed Ventura and the Navy Carrier jet plane. The Melody Ranch "Real Steam" engine that used to run on the tracks there. To use someone else's term, it was a place to "Kid and be a Kid." It is the lure of the steam trains that keep me coming back. Those huge metal giants still fascinate me. They seem to have their own personalities and reek with grandeur.

What do you get out of volunteering for us at Travel Town?

A connection to these beloved giants. When we move them around, they come to life, breathing and hissing with a life force that is unbelievable. I was around when Travel Town was new. But even throughout those years I would come back and find a favorite engine missing a piece of equipment that was there the week before. Bells were disappearing and vandalism took its toll. I didn't really understand what was happening. I heard rumors that the place was to be closed and the engines scrapped. I was away from TT for a while and it became a fond memory. That is until 1988 and I had a four year old in tow and we visited Travel Town as father and son. And on that particular day there was a frenzy of activity. Serendipity had landed me and Danny at TT just on the day of the arrival of the engine named for Charley Atkins. I saw it being hoisted off a truck by huge crane and knew something special was going on.

That day I joined as a volunteer at Travel Town.



Steve working hard on a track gang.



Steve characterizing Santa Fe Claus in 1999.

Come one, come all, to the

Polar Express Pajama Party!

Wear your warm snuggly pajamas and slippers,
be ready to play inside at "Holden's Corner."

Friday December 17th, from 6 to 8 pm,
with readings of the book

"The Polar Express"


at 6:30, 7:00, and 7:30.

Thomas the Tank Engine Playday will go on
continuously, and Hot Chocolate will be served!!!

Please RSVP if you can attend, 323-668-0104.


Receive an additional 10% off your membership discount on the
day of December 17th! Gift shop will be open during the Party.
Elves will be glad to load your packages to your car if you would like to
stay with your little one at the party!

Train Ride to Santa will also be open, weather permitting.
(Please note there is a charge to ride the Santa Train.)



Postcards from the Edge... of the Tracks

In this edition, we're featuring two vintage postcard images of Travel Town itself. These cards date to the late 1950s and show the Museum as it looked about the time our friend Steve Devorkin was having his birthday parties! (not that Steve should be considered *vintage* by any means.) These views were prior to construction of the Ventura Freeway, which brought with it a complete reconfiguration of the Travel Town facility.



TRAVEL TOWN, GRIFFITH PARK – Transportation Exhibits, where the youngsters can climb on an engine or street car and play with the real thing. The upper photo depicts Santa Fe locomotive No. 664 along side L.A. Railway trolley car 536 and Pacific Electric "Redcar" 1001. While No.664 is still a favorite of Travel Town visitors today, the two streetcars shown are no longer at the Park.

Depot Day Big Success!



Entrance to the train shed on Depot day.



Boy Scouts from Troop 234 were fantastic in helping us serve our refreshments!



Gift Shop and Volunteer Managers Courtney Johnson and Greg Hulett welcomed members to our event.



Steve Devorkin (aka Sir Topham Hatt) poses with a family in front of Thomas.



Vice-President John Vertrees stands next to our "Little Nugget Club" placard, which will be hung inside the car to acknowledge contributors.



Even our top-notch Gift Shop Employee Martha Madrid got to enjoy a hot dog and soda!



A members-only Playday was enjoyed!



Volunteer Greg Ramsey seems ready to move the M-177! If only the tracks were clear...



Girl Scouts Katy Gneier and Caitlyn Gintjee (pictured), helped Jennifer Ramsey run the "Game Train" at the event.



Amy Devorkin shares her soda with her Dad.

On August 28th, TTMF Members enjoyed our first annual DEPOT DAY celebration. Attendance at the event was great, and smiling faces, young and old, were all around. Participants enjoyed special docent tours of passenger cars, cabooses and the M.177 as well as children's games, a Thomas the Tank Engine play area, fun foods and even an opportunity to meet "Sir Topham Hatt" himself! Many, many accolades and thanks to the TTMF staff, Travel Town Museum staff, Boy Scouts from Troop 234, Girl Scouts from Troop 909 and our other hard-working volunteers for making this event such a big success! Anyone interested in helping us plan or sponsor next year's Depot Day can call the office at 323-668-0104. We'll look forward to another Depot Day next Fall.

With Fond Memories...

We said our goodbyes to three wonderful ladies during this year. In January, we lost Barbara Gneier to cancer and Alzheimers Disease. Barbara was an early supporting member of the ASRA and TTMF and had been a familiar face around Travel Town for some 15 years. Barbara grew up in Arkansas where both her parents worked for the St. Louis-San Francisco Railway (better known as the "Frisco Line"). Barbara leaves behind a great legacy in her son, Greg Gneier, a volunteer leader at Travel Town and President of the American Southwestern Railway Association.

In the early summer, we lost another close member of our Travel Town family, Laurel Reese. Laurel was a painter and loving mother of another Travel Town volunteer leader, Bryan Reese.



And as we go to press on this issue of the *Tender*, we received news of the passing last week of another dear and longtime friend, Marjorie Price. Marjorie was one of the original Post-War

Nurse-Stewardesses on the Union Pacific Railroad, working aboard the famous City of Los Angeles Streamliners in the late 1940s. Besides being one of the sweetest ladies you would ever meet, Marjorie had been a great source of information for the Museum's restoration and interpretation work on our three Union Pacific Streamliner cars. Some of Marjorie's memorabilia is featured in the Travel Town Museum's gallery.

Printing of *The Travel Town Tender* Courtesy of:

The Mobile Storage Group®

"Your On-Site Storage Solution"
Containers • Trailers • Offices



- Secure, Clean, Well-Maintained
- Prompt On-Site Delivery
- Branches Nationwide
- Custom Modifications
- Many Sizes & Styles
- Lockbox System for Extra Security



RENT or BUY!

800-662-8810

www.mobilestorage.com

We've Been Workin' on the Railroad:

Project Updates



Sept. 18, 2004: Using a 15,000-pound capacity forklift, Travel Town volunteers installed the newly refurbished main generator into Santa Fe Railway motorcar M.177 - bringing the historic motorcar one step closer to operating under its own power!

After installing the M.177 generator, volunteer forces turned their attention to relocating the three Project Support Buildings to new positions at the Museum. The "portable" buildings, which had long occupied the extreme southeast corner of the Museum grounds, have been moved to locations much more convenient and suitable to their assigned tasks - allowing the large area south of the new Locomotive Pavilion to be redeveloped as public picnic and recreation area! The City's Rec & Parks Landscape Construction team is now hard at work on the new improvements, which will include picnic and barbecue sites as well as a dry stream bed and improved rainwater drainage systems.

Oct. 9, 2004: With the narrow-gage Oahu Railway cars now moved into the Pavilion (see previous *Tender*), a crew of hard-working high school volunteers pulled up the old cross ties from the former display area, known as Track 5-West. Under the superb supervision of volunteer leader Nancy Gneier, the crew made quick work of the project, having removed, bundled and hauled away some 200-plus old ties from the site BEFORE LUNCH! Re-lay of a new "standard-gage" display track in this area is slated for January.



All Aboard!

A warm welcome to the newest members and renewing supporters of the Travel Town Muesuem Foundation.

Streamliner Passengers

Chris Marcil
Casey Nicholson
Larry Thomas
Linda Vertrees

Pullman Passengers

Theresa & Craig King

Yardmasters

Aven & Dagan Aston
Stevan Dumas
Lindsay Gardner
Jack and Sherrie Jessup
Elisa Keller
Louis Kwong
Norman Moline
Dorothy Shepherd
Ken Snow
Peter M. Woicershyn

Elizabeth Alexander
Reider & Toni Andersen
Marilyn Anderson
Ernest Bartlett
Jim Baxter
Lisa Borgnes
John Breckow
Burns-Byrnes-Perry Family
Katherine Busteher
Louis Cariati
Vince and Kristy Carnegie
Lisa Clarkson
Christopher Colacurcio
Scott Cozy
Carol Cuccia
Andy Daley
Brian Danelian
Davis Family
K. Deutsch
Sharon Draper
Leslie Drener
Brandon Esebac
Alann & Itzel Estrada
Kym Fichtner
Kathleen Genovese

Lynn Geraci
Peter Gertmenian
Grant Gochin
Robert (Bob) Greeley
Carolyn Hanna
Lars Hansen
Mark Headley
John & Nancy Hutton
Irina Jasper
Jennifer Kert
Kristine Khoo
Oliver Kia-Booth
Tazuka Koyama
Leibov Krimskaya
Gregory Krohn
Nicole Kuarda
Frances Kuramoto
Noah Lahman
David & Dawn Lasher
Cole Leuffen
Darius Marmorstein
Pauline M. Marynowski
Noah Matheu
Craig Medina
Michail Melnik

Express Agents

Monica Mendoza
Jack & Jill Miller
Stuart & Sara Miller
Alexander Montoya
George Mourarian
Nicholas Neal
Steve Nice
Melissa O'Gara
Carolyn Okuno
Ono Family
Edwin Palermo
Ann Parsons
Diane Patterson
Rob Peeples
Daniel Penney
Diane & Timothy Price
Patricia Ptak
Lily Queuedo
Jimmy Rafner
Oscar Ramirez
Stefani Ramirez
Deborah Rebutlan
Maureen Regan
Michael & Carol Ross
Daniel Ruiz

Tracy Rutkoski
Cole Ryken
Barbara Schlosser
Dean Smith
Evan Stair
Anetta Stark
Fiona Stone
Natalie Tate
Aidan Tauber
Silvano & Laura
Tellechea
Don Terbush
Robert Ulrich
Lori Weiss

Someone's in the Kitchen . . .

Expressly for the holiday season, we'd like to share with you a few vintage recipes from the railroad kitchens of *Southern Pacific*. Fifty years ago, you might have enjoyed these traditional holiday favorites while traveling through California aboard such famous trains as the *Lark*, *Coast Daylight* or *Sunset Limited*.

"THESE ARE OUR BEST...."

"This booklet contains recipes devised and treasured by Southern Pacific chefs. Many are specialties featured in our dining cars. Each has been carefully tested, and if followed exactly will place fine cooking within the reach of anyone.

"We hope you will enjoy them." - Southern Pacific



Southern Pacific updated "Our Dining Car Recipes" over the years. One of the earliest, featuring S.P. Head Chef Paul Riess on the cover, dates to the 1920s. Others shown are from 1936 and 1955.
G.Gneier Collection

PLUM PUDDING

(2-1/2 Lbs Each – Two Puddings)

1/2 lb. white bread	1/2 cupful molasses
1/4 cupful flour	1 cupful milk
1/2 lb. butter	1 only egg
1/2 lb. brown sugar	1/2 teaspoonful allspice
1/2 lb. seedless raisins	1/2 teaspoonful cinnamon
1/2 lb. currants	Pinch nutmeg
1/2 lb. citron, cut small	Pinch soda
1/2 lb. lemon peel, cut small	Brandy
1/2 lb. orange peel, cut small	

Work butter and sugar until creamy. Add molasses, egg and bread soaked in milk. Dust fruit with flour, add spice, soda, and combine with wet blend. Mix thoroughly and flavor with brandy. Fill into buttered pudding molds and steam for about three hours.

FRUIT CAKE

(3 Cakes – 2 Lbs. Each)

1/2 lb. butter	1/4 lb. Orange peel, cut small
1/2 lb. sugar	1/8 lb. Lemon peel, cut small
1/2 lb. flour	1/4 lb. Pineapple, cut small
3/4 lb. raisins	6 only eggs
1/2 lb. currants	1 teaspoonful cinnamon, level
1/2 lb. walnuts, halves	1 teaspoonful allspice, level
1/2 lb. almonds, whole	1/2 teaspoonful ginger
3/4 lb. cherries, whole	1/4 teaspoon cloves
1/2 lb. citron, cut small	1 pony brandy

Dredge fruits with flour, using about half the amount listed. Cream butter and sugar. Add eggs. Blend spices with remainder of flour and add to mix. Lastly add fruit. Put into paper lined molds and start baking at 400 degrees, dropping heat gradually to 300 degrees. Time of baking about one and one-half hours.

EGG NOG

6 only eggs	1 once Rum
3 cupful sugar	1 pint Bourbon
1 pint milk	Nutmeg
1 pint cream	


Beat yolks and 1/2 cupful sugar until foamy and thick. Add balance of sugar to whites of eggs and whip until firm. Combine the two. Add cream and milk, then liquors. Stir thoroughly. Serve with a sprinkle of nutmeg.



Happy Holidays From the Gift Shop!!!!

We are proud to announce a fantastic new line of toys that we will be carrying in the shop - LEGO Trains! As many of our young members grow up and perhaps out of Thomas the Tank Engine, the Lego Trains are a fantastic natural bridge into school age creativity, while keeping that railroading bug satisfied! I speak from personal experience since my son and daughter are now nine and eleven; even though they still come out and enjoy playing with Thomas on our playdays, the "LR" that usually stands for "living room" in most people's houses has come to stand for "Lego Room" at ours. The Lego track is easy to connect and not as frustrating as most HO scale stuff, and versatile enough that you can build some really wonderful layouts. Although our store specializes in train-related cars and sets, you can always build buildings and platforms out of the blocks any way you'd like. The Santa Fe engine and cars are also really cool, with historically accurate paint schemes built into the design of the engines and cars. I love it because the kids see what is on the inside of a passenger car as well as what the outside look like. So, if you are looking for a kid friendly train to put under the Christmas tree or Hanukkah Bush this year, please think about getting one of our Lego sets we sell at the store. More excitement - Polar Express T-shirts and Books are also at the store! The new Tom Hanks movie based on the wonderful children's book *The Polar Express* is now being celebrated at Travel Town! We have some wonderful sweatshirts - great for this time of year - that are reasonably priced. We have them in adult sizes too! When you ride the Santa Train this year, please stop by the Gift Shop for some elf assistance - we are usually available to put presents in your trunk while you ride the Santa Train. We will also have an additional 10% off on the weekend of December 17-20 for our Members!! Come to our Polar Express Party and save, save, save!!!

--Nancy Gneier, Executive Director



TRAVEL TOWN MUSEUM FOUNDATION
P.O. Box 39846 - GRIFFITH STATION
LOS ANGELES, CALIFORNIA 90039
323-668-0104 • www.traveltown.org

Nonprofit Org.
U.S. Postage
PAID
Glendale, CA
Permit No. 6



Serving the Travel Town Museum • Griffith Park, Los Angeles