

The Travel Town



A Publication of the Travel Town Museum Foundation

Volume 7, Issue 3
November 2009

Greetings from Travel Town!

Can you believe it's November already - here come the Holidays! I hope you were able to join us for our annual *Depot Day* celebration at the Museum on October 18th. We had a wonderful turnout and the Southern California weather that day was spectacular! I want to offer a special note of thanks to our hardworking Foundation Staff and the many dedicated volunteers who helped make this a great event again this year. Joining us at Depot Day again this year were master woodcarver, Jackie Hadenot, displaying many of his beautiful locomotive carvings; *Los Angeles Live Steamer*, Bob Crone, with his handcrafted scale 4-4-0 steam locomotive; and our long, long time friends from *Women in Railroad*ing and their great traveling

exhibit. I also want to thank Jess Godinez and Andy Anderson who offered presentations from the *Operation Lifesaver* rail safety program throughout the day as well as the scouts from Girl Scout Troop 7251 of Glendale and from Venture Crew 210 of Burbank for their outstanding participation and help in putting together this event. We were excited to welcome several new friends to our Depot Day festivities including Bill Barbe from *The Disney Barn*, Steve Dodge and associates from the *Fairplex Garden Railroad Club* of Pomona, Fabiola Vilchez from Mayor Villaraigosa's Office and Captain Olson and his great crew of firefighters from *Los Angeles City Fire Department* Engine Company 76. We topped it all off with a morning a fun musical entertainment from *The Conductors*!


Of course, I want to extend a special note of thanks to Chanthell Nelson and all the other members of the Recreation & Parks staff for their continuous support and assistance! And a very special Thank You to Mr. Don Gustavson and the Travel Town Railroad for their generous donation to help make the whole Depot Day event possible. THANKS SO MUCH TO YOU ALL!

As I reflect on Depot Day, and all the time and work that goes into putting together an event like this, I am reminded of just how special Travel Town is and what a tremendous resource we have in its fine collection of railroad artifacts. Events like Depot Day offer us a brief opportunity to "pull out the stops" and temporarily showcase some of these fine resources. But wouldn't it be great if we could do this kind of stuff every day? This is the sentiment that drives the Travel Town Museum Foundation forward in continually working to make Travel Town a better museum - working with the community towards attaining the big long-range goals of establishing a permanent Interpretive Center and an operating Demonstration Railroad. So I thank YOU, our many loyal Patron Members and dedicated Volunteers, for continuing to support and inspire Travel Town's bright future!

Greg Gneier, President
November 2009



Someone's in the Kitchen . . .



From Chef Charles Knapton

"If merely reading Charles Knapton's recipes creates a feeling of pleased anticipation, you can readily understand why eating a meal by such a chef means complete satisfaction."

English Beefsteak Pie

3 lbs. flank of beef	¼ lb carrots
1/8 lb butter	½ lb salt pork
½ lb onions	½ qt tomatoes
¼ lb bacon	1 lb potatoes

Season with bay leaf, 4 cloves and small clove of garlic. Cut beef in one-half inch squares and salt pork and bacon in small dices. Put butter, salt pork and bacon with carrots, onions, cloves and garlic and place on range together and braise slowly for 20 minutes, then place the beef in same pan and shuffle around often to keep from burning, and when nearly done, sprinkle flour over contents to absorb moisture, pour hot soup stock or beef bouillon over same and cook 15 minutes, placing in fresh boiled potatoes, cut in small dices. Season with salt and pepper and place in individual bakers and cover with pie dough rolled thin. Place in quick oven and bake to a golden brown.



From Chef Leo Atchison

"With Leo Atchison it is in the blood. His father – a famous chef before him – has imparted much of skill and savoir faire. The son is daily expressing these gifts in terms of delectable meals."

Chicken Pie - Great Northern Style

Cover 3 large fat hens with cold water, add 1 sliced onion, bunch of parsley and sprig of sage. Boil over slow fire until meat is about ready to fall from bones, separate meat from bones, cut up in fairly large pieces. Reduce stock by approximately one-third, then allow to cool off, skim fat off top and mix with 4 heaping teaspoonfuls of flour, and 2 tablespoonfuls of butter, this to be used as a binder, then add to the stock, while cold, yolks of 3 eggs well beaten, with half cup rich cream. Season to taste, then bring to a hot heat again, stirring continually, but do not boil, add the binder and strain thoroughly.

Fill chicken pie dish with layers of chicken, cold boiled potato, duchess shape, sprinkle over all 2 tablespoonfuls of diced, crisp bacon, rendered out in frying pan, with some of the rendering.

Fill dish with roux, described above, and cover all with top crust of pie dough, rolled moderately thick. Bake in a hot, quick oven.

Apple Pie

Fine quality apples should not be boiled before making your pie – coarse apples should. Line pie plate with pie paste rolled thin, slice good apples. Use quarter-pound sugar to every 2 apples, juice of 1 lemon sprinkled over apples, and a slight dusting with powdered cinnamon. Wet edges and cover with paste rolled thin. Make cuts in top to allow steam to escape while baking and cook in a moderate oven on bottom of oven first, and finish on the shelf of oven.



From Chef Homer Russell

"To know is but a part. Skillful expression of knowledge is perfection. Homer Russell's ability as a chef exemplifies gastronomy par excellence."

Chocolate Melba

Bake cup cakes. Hull cakes out to the crust. Fill with whipped cream. Place cap back on again which has been removed. Cover same with thick chocolate sauce and serve.

Butter-Scotch Sauce

1 tablespoonful sugar (browned to a golden brown)
1 ½ pts. water
1 ¾ cupfuls sugar

Boil 3 minutes, add heaping teaspoonful cocoa, 5 drops extract of vanilla, one-fourth cupful butter. Simmer to a glaze, thicken with corn-starch.

Baked Salmon Natural

Cut fish in desired pieces, place in well-buttered pan, salt and pepper and a little flour to thicken, sprinkle with butter, add a little stock, about one-half pint for 2 portions, prepared from bones and trimmings. Place in moderate oven and bake until done.



Don't miss the
members-only
Polar Express
Pajama Party on
December 4!

Hear the story,
watch the movie!
Games & crafts!
Hot cocoa
& cookies!

Reservations required - R.S.V.P. early!

Reserve your space online at www.traveltown.org,
via e-mail to volunteers.PE9@traveltown.org,
or by phone to 323-668-0104, ext. 12

Help restore trains while shopping for the holidays!

The Gift Shop will be open late on December 4 - movies, music,
books, apparel, toys and more available for purchase.
10% discount for members!

Depot Day 2009



Thank you to the following people for making Depot Day 2009 such a success!

Don Gustavson of the Travel Town Railroad,
whose donation made the Day possible!

To our Participants who had information tables on site:
Operation Lifesaver – Jess Godinez & Andy Anderson

The Travel Town Museum – Rebecca Gomez

The Los Angeles Live Steamers – Bob Crone

The Disney Barn – Bill Barbe

The Fairplex Garden Railroad Club – Steve Dodge

Los Angeles Fire Department Engine 76 & Crew

Jackie Hadenot, Woodcarver

Venture Crew 210

Girl Scout Troop 7251

Mayor's Office, City of Los Angeles – Fabiola Vilchez

The Conductors!

Women in Railroading

And all our Members who make our Restoration &
Educational outreach efforts possible!

October 18, 2009



We've Been Working on the Railroad

◦ SOUTHERN PACIFIC 219 ◦

☞ Project Leader Paul Boschan installed freshly cleaned bearing boxes on the SP 219's drivers. This was an exciting day for Travel Town's first steam locomotive restoration project, as we crested the hill and made the transition from the "take-apart" to the "put-back-together" part of the job!



☞ Volunteer Vanya Holt spent the morning dressing the SP 219's driving wheel bearings.



☞ Back on the wheels! On October 31st, volunteers lifted the newly-painted underframe of the S.P. 219 locomotive back onto its driving wheels - as the efforts to put engine back together proceed at "full-steam"!

◦ SHAY LOCOMOTIVE ◦




☞ Volunteer Mike Tetti makes a minor installation adjustment on a new running board for the Shay locomotive.



☞ A smiling group of Travel Town "Red Shirt" volunteers and Foundation director, Nancy Gneier, congratulate our latest Eagle Scout candidate, Markos Generales (black shirt), on completion of his repainting project on the historic Shay locomotive.

☞ Arroyo Development Services volunteer Elloy Jiminez works hard at keeping our "Little Nugget" passenger car clean. Elloy and other volunteers from the Arroyo Development Services come out on Tuesdays and Thursday to help us dust the trains and help with recycling.

◦ M.177 MOTORCAR ◦



☞ Volunteer Kirk Reinholtz readies mounting brackets for the "exhaust deflector" unit, being installed on the roof of the Santa Fe M.177 motorcar.

◦ WESTERN PACIFIC ◦ LOCOMOTIVE 26



☞ Taking a short break from a big switching job, members of the museum's Train Operations Crew stopped to pose in front of Western Pacific locomotive No. 26. This ALCO 2-8-0 "consolidation" was built in 1909 and is Travel Town's largest steam locomotive - weighing in at 119 tons! From left: Greg Gneier, Vanya Holt, John Stumreiter, Greg Ramsey, Brad Slosar, Nancy Gneier, Craig Smith and Kevin Herrera.

◦ THE LITTLE NUGGET ◦



Buy Groceries and Restore Trains . . . At the Same Time!

In these challenging economic times, we are all looking for ways to save money, make money or use our money more wisely. If you shop at Vons, Pavillions, or Ralphs in the local Los Angeles Area, we are hoping that you will take two minutes to really make a difference for the trains at Travel Town.

If you shop at the above-mentioned stores, you probably use their "Club cards" in order to take advantage of savings. Good for you - now all you have to do is link your usage with our Foundation! They already have all your information on file, so you don't need to feel squeamish about registering your card again. This really helps our foundation, but as with any team effort, everyone needs to participate to get the most benefit!

Last year, we earned over \$250 in donations from our Travel Town friends' support, so please register! Just follow these simple steps to link your grocery club card to the Travel Town Museum Foundation:



Ralphs

- Go to www.ralphs.com and click on "Sign In/Register" link on the right.
- Most of you are new online customers, so click on the "Sign up Today" link on the right.
- Fill out the information and e-mail address.
- You will receive an e-mail confirmation and activation instructions. Once you've activated your online account, you can log in and go to the "Community Contribution Program" link on the left.
- Enter the Travel Town Non Profit Organization number (NPO), 81111.
- Be sure to click on the little radio button when the foundation comes up at the bottom, then be sure to "SAVE"
- Now, when you make your purchases, your receipt will say "thank you for supporting the Travel Town Museum"!

Vons/Pavillions

- Go to www.escip.com. If you are new to eScrip, click the "1" button under "Make a Difference in Four Easy Steps."
- Search for the Travel Town Museum Foundation by clicking the "Group ID" button and entering 1094834 in the box below, then click "Search."
- "Travel Town Museum Foundation" will appear in the search results. Click this link and you will be prompted through the remaining steps to register your grocery club card.

All Aboard!

STREAMLINERS

Hayden Cass
Lan "Lisa" Nguyen
Mark and Diane Tarica
Larry Thomas

Travel Town

Museum Foundation

*memberships are available
in a range of levels, all of
which include special
benefits, including gift shop
discounts and invitations to
members-only events!*

TRACK GANG

Victoria Aikman
Trevor Anthony
Nancy Avedissian
Kevin Bowers
Nancy Castro
Carmen Del Castillo
Stevan Dumas
Luke Ekins
Priscilla Gauthier
Jack and Sherrie Jessup
Theresa & Craig King
Linkchorst Family
Shoreen Maghame
Andre Mathess
Dalia Orjuela
Willeen Platt
Chesne Robarts
Dr. & Mrs. Dave L. Sell
Sara Sutachan

ENGINEERS

Adult Engineers

Todd C. Brown
Margie Edison
Warren Giancaterino
Victor Gonzales
Rennie Hunter-Walz
Darlene Loiler
Norman Moline
Dorothy Shepherd
Sean Stevenson

Junior Engineers

Corey Cohen
Wyatt Cymbala
Harrison Funk
Sammy Kellman
Shant Markarian
Raffi Martitosian
Susan McConnell
Leah Murphy
Andrea Morland Scher
Walter Threlkeld

Give the Gift of Membership!
Membership gift cards available -
Call 323-668-0104 or visit the
Gift Shop for more information!



Travel Town Railroad

In cooperation with the Travel Town Museum and the
City of Los Angeles Department of Recreation and Parks

Presents: the 2009

Train Ride to Santa!

Join us at the Travel Town Museum for a magical evening riding the miniature train to visit Santa Claus at his house at the North Pole! After a short ride from the station, you will arrive at Santa's house, where you can get off the train and visit with Santa and Mrs. Claus and take pictures. When you are ready to leave, the train will take you back to the station through a wonderland of holiday lights and decorations.

Opening night is Saturday November 28 from 5:00 p.m. until 8:00 p.m.*

November 29 • December 4, 5, 6 • December 11, 12, 13 • December 16 through 23
Train operates from 5:00 p.m. until 8:00 p.m. each evening. Train cannot operate in the rain.

**Tickets are limited each evening. The ride will be closed once tickets are sold out,
so pick your evening and buy your tickets early.*

Tickets \$7 per person - Includes one round trip (18 months and under free)

Photos with Santa \$5.00 each (each family may take a limit of 2 of their own photographs)

To buy tickets, visit the ticket booth at Travel Town Railroad or you may purchase tickets
online at www.TravelTownRailroad.com after November 1, 2009, for a small fee.


For information and directions please visit our website or call 818-881-2586.

FORWARDING SERVICE REQUESTED

323-668-0104 • www.traveltown.org

P.O. Box 39846 - Griffith Station
Los Angeles, California 90039

AMERICAN SOUTHWESTERN RAILWAY ASSOCIATION



Nonprofit Org.
U.S. Postage
PAID
Glendale, CA
Permit No. 6